



WORK SHEET

Traffic Control Devices And Laws

STUDY QUESTIONS

1. If you are driving and hear a siren coming, what should you do?
2. What does a green arrow showing with a red light mean?
3. How should you react to a flashing red light?
4. How should you react to a flashing yellow light?
5. Which sign tells you to yield for a train?
6. What sign indicates that the road you are on merges with another?
7. Under what conditions must you always stop?
8. What should you do when coming onto a street from a private alley, building, driveway, or private road?
9. What precautions should a driver take at uncontrolled intersections?
10. What yield regulations should a bicycle rider observe?
11. When is it necessary to stop before proceeding when you overtake a school bus loading or unloading children?
12. When must automobiles yield the right of way to pedestrians crossing in a marked or unmarked crosswalk at an intersection?
13. What does "Basic Rule" mean?
14. When can you pass another vehicle on the right?

15. How many feet before a turn must you signal your intention to turn?
16. When must headlamps and taillights be lighted?
17. Does an oncoming vehicle have the right of way when you are making a left turn at an uncontrolled intersection?
18. What should you do when you approach an intersection and the traffic light changes from green to yellow?
19. How may you proceed at an intersection that has a green arrow in combination with a red light?
20. Is it legal to pass on a two-lane, two-way road when you have a solid yellow line on your side?

Identify these signs:



21. _____



22. _____



23. _____



24. _____



25. _____



26. _____



27. _____



28. _____



29. _____



30. _____



31. _____



32. _____



33. _____



34. _____



35. _____



36. _____



37. _____



38. _____



39. _____



40. _____




41. _____

Identify the meaning of each color:




42. _____



43. _____



44. _____



45. _____



46. _____



47. _____



48. _____




49. _____




50. _____


Identify each shape:




51. _____



52. _____




53. _____



54. _____




55. _____



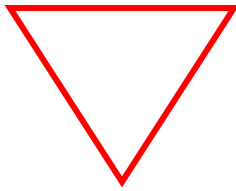
56. _____




57. _____



58. _____



59. _____



60. _____